

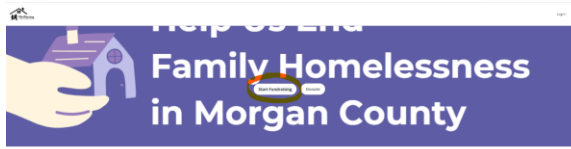
SETTING UP A BYOBox DONATION PAGE:

It's quick and easy! Once you get your page set up, it will be approved by the administrator. You will receive an email stating it was approved, and then you can send the link to family, friends, colleagues to request a financial donation to support your fundraiser!

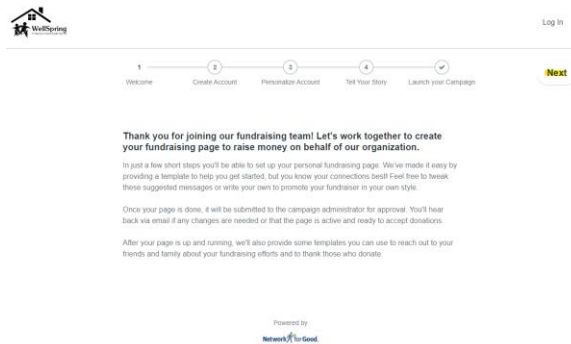
TO START:

Go to [WellSpring - BYOBox 2024 \(networkforgood.com\)](http://WellSpring - BYOBox 2024 (networkforgood.com))

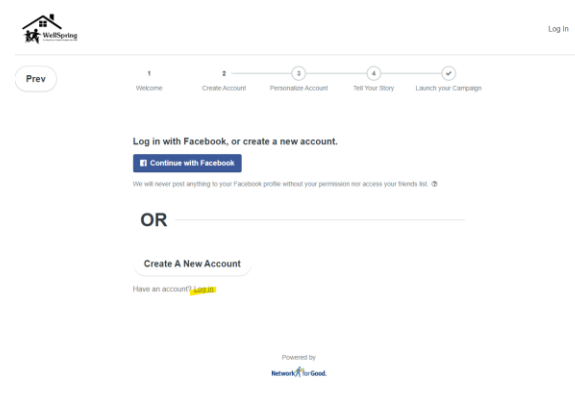
Select **Start Fundraising**



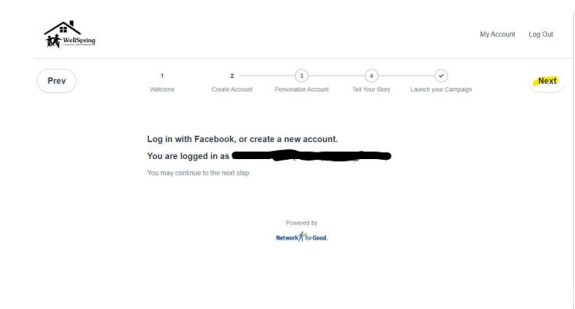
You will see a welcome page – Select NEXT



You can login with Facebook, or if you have a login from previous years, you can **login**. If new to this, you can also create a login.



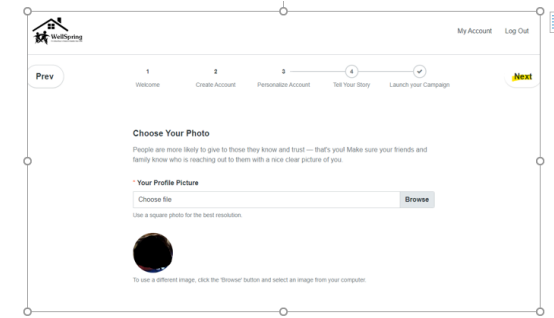
You should get this screen if you created a login or logged in on FB..just follow the prompts



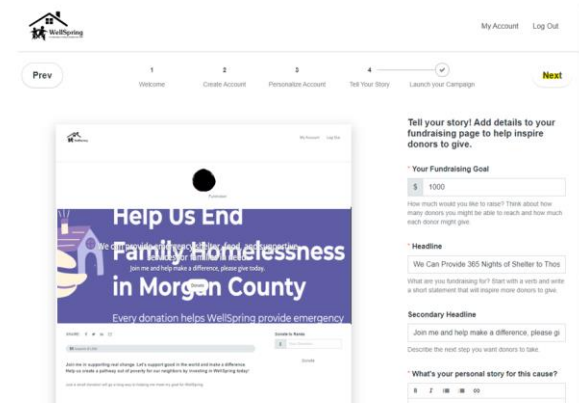
Next, you can add a profile picture:



You can add a profile picture:



Next –tell your story. Make a personal appeal, set your fundraising goal. Feel free to write your own story or your own appeal as you see fit, or leave as the default.



Finally – launch your campaign and spend the next 2 weeks getting donations from family, friends, colleagues!!

